

Ray 1 — Will or Power

Energy

Strong
Direct
Forward Moving
Dynamic
Piercing

Quality

Principle Essence
Purpose
Law
Centralization
Synthesis

Symbols

Dot
Line
Lightning Bolt
Seed
Arrow/Sword
Eagle/Hawk
Lion/Tiger

Ray 2 — Love / Wisdom

Energy

Round
Radiatory
Emanating
Expansive
Magnetic
Cohesive
Receptive

Quality

Attraction/Repulsion
Love
Wisdom
Inclusion
Nurturance
Illumination
Healing

Symbols

Circle
Heart
Sun
Owl
Deer
Dolphin

Ray 3 — Active Intelligence or Adaptability

Energy

Rotary Motion
Circuitous Weaving
Versatile Adaptive
Malleable

Quality

Activity
Adaptivity
Multiplicity
Selectivity
Economy

Symbols

Triangle
Spider
Web
\$
Bee

Ray 4 — Harmony Through Conflict

Energy

Unifying
Associative
At-One-Ing
Oscillating
Fluctuating
Linking

Quality

Harmony
Equilibrium
At-one-ment
Peace
Demonstrative
Dramatic
Mediation

Symbols

Bridge
See-Saw
Scales of justice
Yin-Yang
Tragedy/comedy masks
Pendulum
Palette
Butterfly

Ray 5 — Concrete Knowledge or Science

Energy

Separating
Dissecting
Sequential
Linear
Probing
Clarifying
Illuminating

Quality

Knowing
Specificity
Discrimination
Lucidity
Detachment Inquiry
Experimentation

Symbols

Test Tube
Computer
Light bulb
Puzzle
Laser
Brain
Primates

Ray 6 — Devotion and Idealism

Energy

Upward
Uplifting
Forward
Intense
One-pointed
Fiery

Quality

Devotion
Idealism
Loyalty
Humility
Sacrifice
Mysticism
Faith / Optimism
Abstraction

Symbols

Praying hands
Halo
Flag
Dog

Ray 7 — Ceremonial Magic

Energy

Patterning
Rhythmic
Cyclic
Self-Organizing
Building

Quality

Ritualistic
Systematizing
Transformation
Manifestation
Magical

Symbols

Magic wand
Crystal
Map
Compass
Beaver / Ant

The Emotional/Astral Body

- Deals with the **sentient, feeling nature and moods.**
- Our emotions are our waters. They are fluid and change-able.
- Within the emotions are **temperature and decibel levels.**

Are you **reactive** or **responsive**?

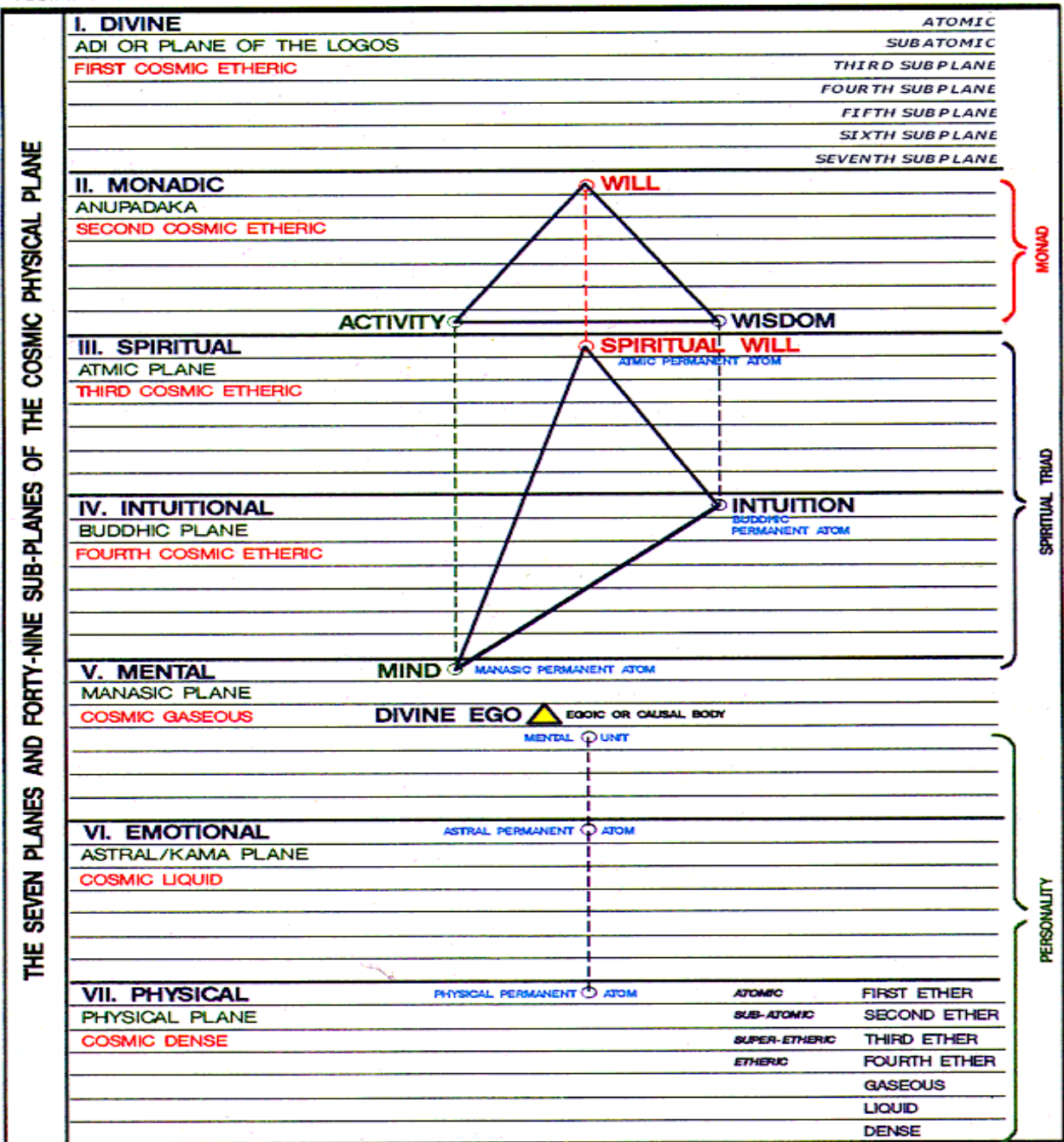
Do you have many buttons that get pushed?

Are you passionate? Do you feel things quickly?

Easily moved to hurt? Anger? Are you moody?

Your choices are rays 6, 2 and 1.

The most common ray on the astral vehicle is 6.



The Emotional / Astral Body

6th Ray

Excitable

Intense

Immediate

Reactive

Hot / Fiery (Mars)

Watery (Neptune)

Emotions are quick to Pass

Buttons easily pushed

Lack of Restraint

Aggressive

6th Ray Emotional Body



- highly charged
- excitable
- *More than 50% of humanity has 6th ray astral body.*

6th Ray Emotional Body



- **decibel level is loud.**
- **upfront**
- **very in the moment**
- **easy to feel, by the individual and those in relationship to this person.**

6th Ray Emotional Body



Agitated

The Emotional / Astral Body

2nd Ray



2nd RAY EMOTIONAL FIELD



it feels deeply, sensitively

2nd Ray Emotional Vehicle



- **Feelings/ emotions are often nebulous, subtle or hard to describe.**
- **experiences sensitivity, fear and suffering**

2nd Ray Emotional Field



- tends to feel **hurt** rather than angry.
- it absorbs emotional energy, can be **overwhelmed**

2nd Ray Emotional Body



**Calm, gentle, serene and patient; non-reactive.
Can appear unemotional.**


2nd Ray Emotions



agitated

The Emotional / Astral Body

1st Ray



**Detachment
Containment**

**Unaware of feeling nature
Emotionally Unresponsive
Violence to self or others
Anger**

1st Ray Emotional Field



- emotional unresponsiveness
- affections are cool, generally lacking temperature
- emotional isolation; the feeling of being the “one alone”
- often not aware of the emotions
- suppressed emotions



benzo.it

1st Ray Astral Body

- cathartic release of deeply concealed or welled-up emotions
- suppression is the other side of the coin

1st Ray Astral Field



- **Destructive emotions – to self or others.**
- **occasional violent outbursts**
- **violence – a negative 1st ray emotion**

The Etheric-Physical Body

- The physical body and vital etheric body:
Rays 3, 7, and 1, sometimes 6.
- Each ray type can be discussed under the following categories:
 - morphology
 - shape, structure and vitality of the physical body
 - behaviour
 - energy/vitality, movement
E.g. rapid speech, rapid movements

(within this field the characteristics of the soul and personality rays may be reflected)

The Etheric-Physical Body

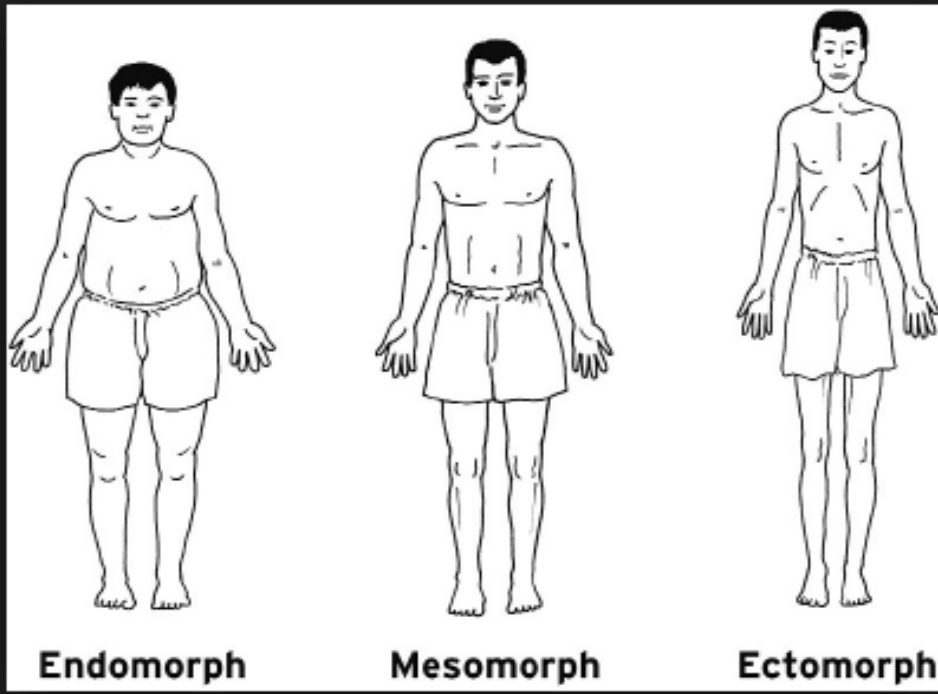
3rd Ray

**Resilient
Agile
Robust Adaptable
Casual
Ease with Physical Plane**

**Body needs movement
Restless
Disorderly**

QUALITIES FOR THE 3rd RAY ETHERIC-PHYSICAL BODY

- *A common type of body.*
- An all purpose body.
- Often in movement even when sitting still. An Active body.
- Physical **resilience and endurance**.
- Physically comfortable, therefore, casual.
- **Durable**, all purpose, “rough use”, a **body that keeps on ticking** - not delicate nor especially sensitive to pain.
- On the physical plane can be relatively inattentive to physical order and detail in the environment.
- Rapid speech, and action
- Field work - moving from place to place, “rush not from point to point”
- Less etheric
- **Mesomorphic** (i.e., “muscular”) frame - **sturdy, strong, active**
- Strengthen tie with the life of the material plane
- the ray of our body often conditions, in part, how we move upon the physical plane.
- Optional: Rapid brain activity



WWW.MARCILALL.COM



The Etheric-Physical Body

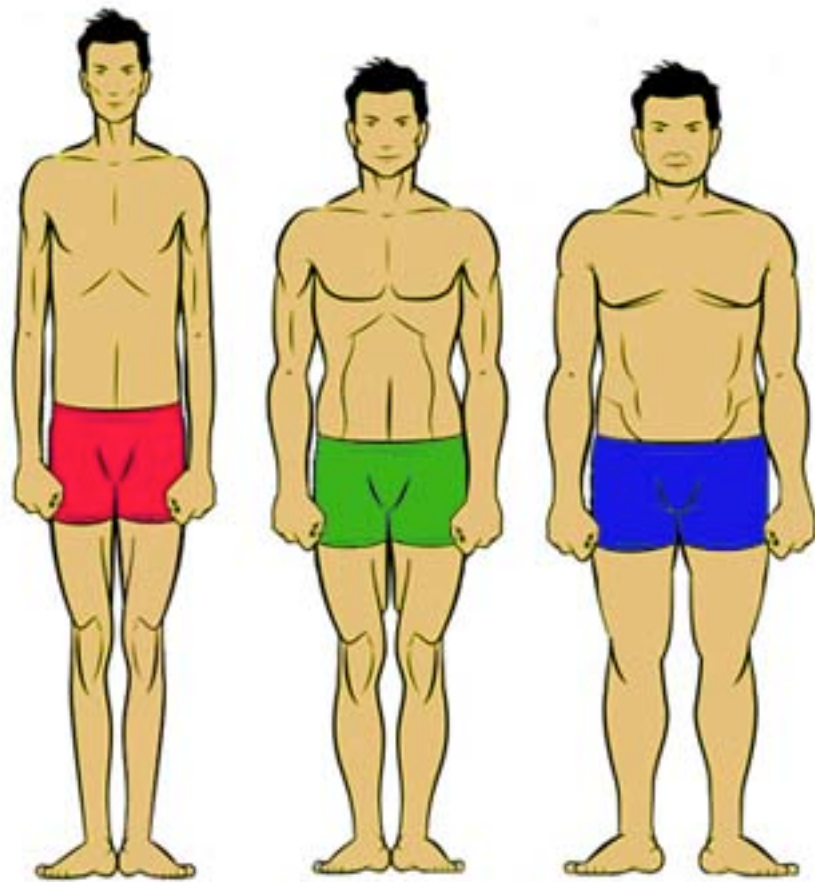
7th Ray

**Trainable
Graceful
Habitual
Refined**

**Body needs routines
Over-sensitivity to
environment
Lack of resilience**

QUALITIES FOR THE 7th RAY ETHERIC-PHYSICAL BODY

- *This type of body is commonly found*
- **Refined or delicate or more formal**
- **Graceful and poised** - sequential movements and rhythms
- Body easily trained
- Needs and likes routines
- Broken routines such as in travel results in lack of vitality
- Etheric sensitivity
- “**Meso-ecto**” in form – a blend between **mesomorphy** and **ectomorphy**
 - - meso – husky, muscular
 - - ecto – thin, angular
 - - It is a blend, has strength but also sensitivity.
- Inclined to use the “hands” – in healing, and construction - 7th ray – builder – hands are instruments of constructiveness.



ECTOMORPH

MESOMORPH

ENDOMORPH

The Etheric-Physical Body

1st Ray



**Strong
Hardy
Bony
“Thick skin”
Physical intensity**

**Tightness
Stiffness
Awkwardness
Not “touchy-feely”**

QUALITIES FOR THE 1st RAY ETHERIC-PHYSICAL BODY

- *Less common than other 3rd or 7th*
- **Strong body. Can be pushed.**
- Because of the lack of feeling associated with the 1st ray, this body does not feel pain quickly. They will often not notice bumps, cuts, or bruises until later and wonder how the injury occurred.
- **Can have stiff, awkward or sudden movements** – There is often a heaviness of foot. This body often spills things.
- Power upon the physical plane.
- Unremitting **intensity** of physical energy – **fast metabolism**
- Often lanky, “**ectomorphic**” – yet can be very strong
- degree of slenderness, angularity, wiry, usually strong. (temporary weakness of a body has nothing to do with its ray). e.g. basketball player
- When not tall, will always have a solid body; the joints (knees, elbows) will be bony in nature.
- This body bumps into things.
- Physical detachment; **isolative**; ascetic - inclined to keep to oneself
- Strong “head” emphasis.

The Etheric-Physical Body

6th Ray

Physical tenacity and persistence

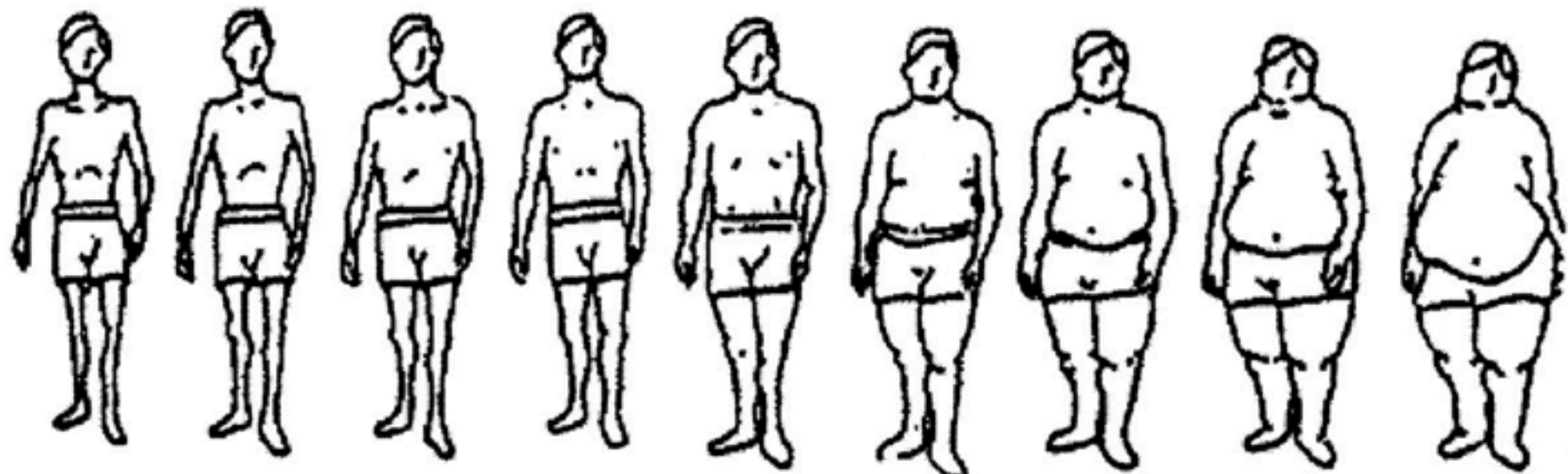
Loose, moist, lymphatic
Tends toward fullness, insulation and comfort
Responsive to astral currents
Great physical attachment

SPECULATIVE QUALITIES FOR THE 6th RAY

ETHERIC-PHYSICAL BODY

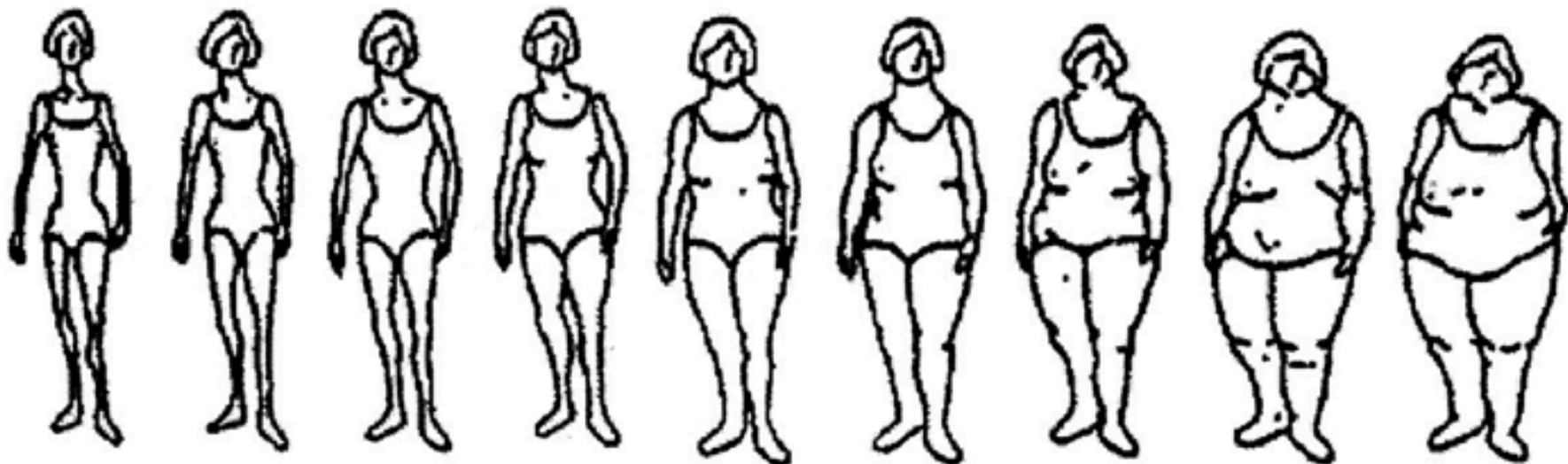
(This body type appears to be rare. Obesity is often associated with this ray. The U.S.A. having a 6th ray personality is reflected in the physical body and personality vehicles)

- Very **loose** muscle tone; endomorphic
- **Moist; lymphatic;** fluid accumulation
- Body very responsive to astral currents; “... brain predominantly the servant of the astral body”
- Body easily subject to addictions
- Great physical attachment
- Physical tenacity and persistence
- Tends toward fullness, insulation and comfort



Male

1 2 3 4 5 6 7 8 9



Female