

# Ray 7 Soul/Personality Expressions

Ray 7 Soul, Ray 1 Personality

Ray 7 Soul, Ray 2 Personality

Ray 7 Soul, Ray 3 Personality

Ray 7 Soul, Ray 4 Personality

Ray 7 Soul, Ray 5 Personality

Ray 7 Soul, Ray 6 Personality


# The Rays Are Only Part of Our Energy System



*Only a Game*, by Lucie Bilodeau

We've focused on the 7 Rays and their soul-personality combinations throughout this series, but keep in mind that our ray profile is only part of our energy system.

# Sign, Ruling Planets, Rays



The three most important positions in the astrological chart of any individual are the position of the Sun, the Moon and Ascendant. Each is conditioned by not only a specific sign of the zodiac, but also the ruling planets and the rays of that sign.

# The S.U.R.E. Method for Soul Expression



*Zodiac Wheel, by Mindy Sommers*

**Strengthen** the positive qualities of our Ascendant sign and associated Rays relating to the Soul's Purpose

**Utilize** the positive Sun sign qualities and associated Rays relating to our Personality expression

**Rely** upon the positive Moon sign qualities and associated Rays relating to the legacy of our past rays

**Eliminate** any negative astrological or ray traits that do not support full expression of the Soul

# Ray 7 – Order and Ceremonial Magic



**Word of Power:** The highest and lowest meet.

# Ray 7 Type A – Order and Organization



# Ray 7 Type B – Ceremonial Magic



# You Might be a Ray 7 Soul if . . .

You have power to create order, to manifest/work on the material plane

You have the ability to manage detail, to plan and organize

You have innate understanding of the spirituality of real group progress

You have the ability to work with the devas and elemental forces

Keen sense of rhythm/timing, understanding they're key to spiritual accomplishment

You have great respect for/observance of spiritual and societal laws

You have the power to build/perfect form, to renovate/transform in line with the Plan

You have clear lines of thought and the power to synthesize

You love ritualism and ceremony, and understand cyclic regularities of spiritual order

(meticulous attention to detail in manifesting spiritual patterns)

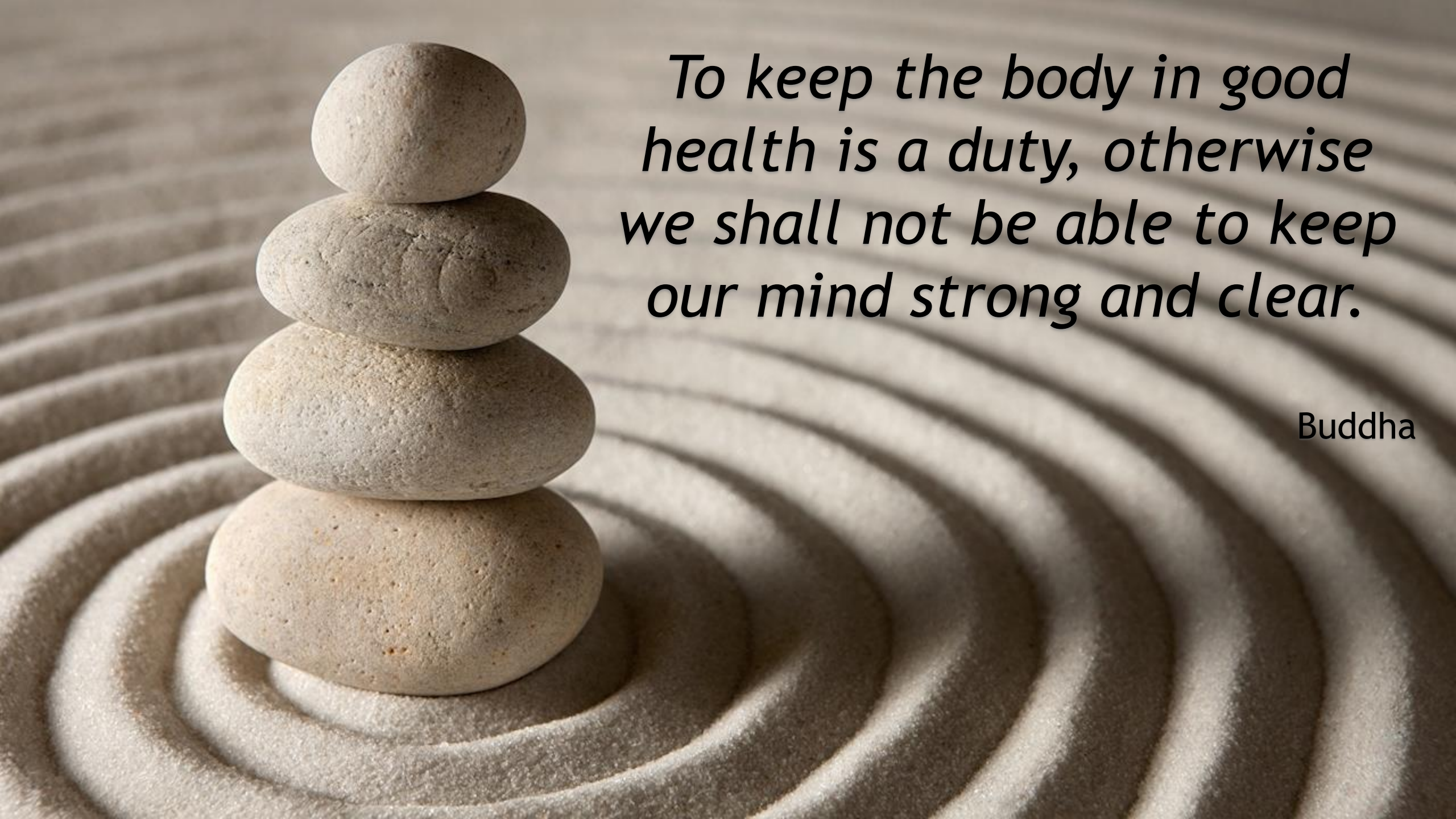




## Vocational Indications:

Positions in which organization and an understanding of form are paramount. Administration and management, all aspects of design, building and construction, detailed program planning, religious or ceremonial ritual, etc.



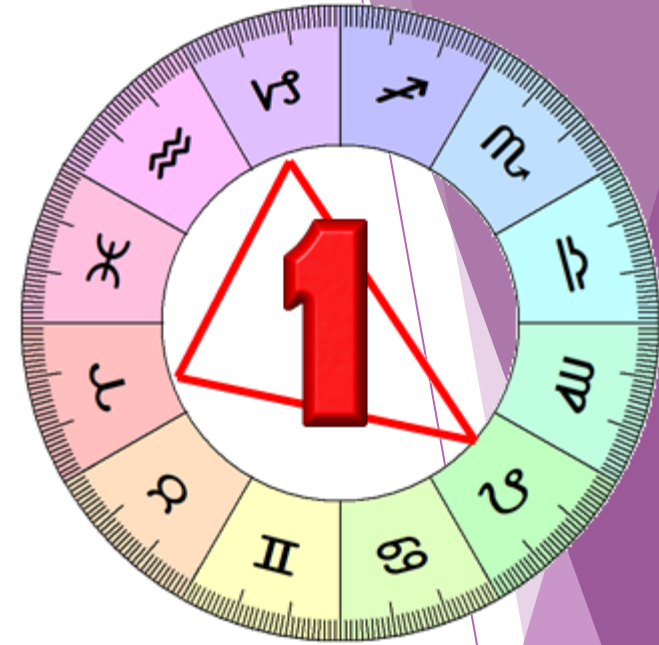
A stack of five smooth, light-colored stones is balanced on a sand mandala. The stones are stacked vertically, with the top one being the smallest and the bottom one being the largest. The sand mandala is composed of concentric rings of sand, creating a spiral pattern. The background is a soft, out-of-focus light color.

*To keep the body in good health is a duty, otherwise we shall not be able to keep our mind strong and clear.*

Buddha



It's a struggle between the Ray 7 Soul's need to build or create a form to perfectly express the soul design ... counteracted by the Ray 1 Personality's desire to destroy or shatter forms so the lower self can be free of restraints.



Building in line with the Plan, vs destructiveness which serves no spiritual purpose  
 Great patience in execution/exquisite timing vs blatant impatience/rashly inappropriate timing  
 Well-regulated spiritual living vs spontaneous rejection of regulations that restrain egoism  
 Skill in fostering enlightened consensus vs a dictatorial, dominating nature  
 Power and patience to achieve perfected consummation vs bold beginnings lacking finesse

# Ray 7 Soul/Ray 1 Personality Integration

- It's the task of the R7 soul to teach its R1 personality to learn the value of proceeding patiently through lawful little steps.
  - ❖ Soul seeks to be engaged in constructive action in accordance with the Divine Plan; with measured self-restraint, it subordinates itself to higher rules and observes them in detail.
  - ❖ However, the personality has no such patience; it proceeds as it will.
  - ❖ The soul, therefore, seeks to impose a regimen of spiritual law and order upon a personality which all too easily becomes a law unto itself.
  - ❖ Gradually, the soul seeks to impress upon the personality that willful license is only destructive in the long run, and ultimately self-defeating.
- By presenting the personality with a detailed vision of the manifested Plan, the soul hopes to show the personality how it can fit within that Plan—constructively.
  - ❖ Soul demonstrates to personality that real power lies in organized relationship, not in rebellious separateness.
- Gradually personality feels impelled to commit its will to the fulfillment of a larger design.
  - ❖ Becoming a constructive agent in the manifestation of the Divine Plan.
  - ❖ Thus, with proper alignment, its purposeless destructiveness ends.

# Integration Formulae for Rays 7 and 1: *Inclusive Orientation*







*Orientation* is the Ray 7 formula; *Inclusion* is the Ray 1 formula. The composite effect for soul and personality integration is the loving and inclusive attitude of the outer man which complements the will of the inner man to orient himself towards the spiritual design which his soul intends to actualize.

# Ideal Expression of a R7 Soul and R1 Personality

- The urge to order, structure or restructure is expressed with steadfast personal fortitude.
  - ❖ Right procedure in line with the Plan masters the assertion of concentrated, self-centered force.
  - ❖ The law and social propriety are upheld assertively.
  - ❖ Strength and endurance help bring about the perfect linking of spirit and matter.
  - ❖ Precise arrangement is successfully imposed.
  - ❖ The power to destroy makes way for the establishment of perfected form.
  - ❖ Renovation and the institution of the new are firmly and forcefully carried out.

# R7 Soul, Ray 1 Personality Examples





It's a struggle between the Ray 7 Soul's need to express the divine design perfectly through form . . . counteracted by the Ray 2 Personality's need to remain comfortably attached to people/things due to inability to undergo rigorous discipline needed for spiritual work.



Excellent organizational/managerial abilities vs disinclination to manage or administrate  
 Bringing soul into perfected physical manifestation vs preoccupation with personality love/affection  
 Courage in execution of dangerous magical process vs timidity and fear of danger  
 Conformity to strict/lawful disciple necessary for spiritual effectiveness vs excessive desire for ease/comfort  
 Spiritual demand for concrete results vs comfort first, regardless of personal consequence



# Ray 7 Soul/Ray 2 Personality Integration

- It's the task of the soul to impress the personality with the need for organization, so that the magical work of manifestation can go forward uninhibited by inertia or attachments.
  - ❖ The magical process is exacting; it involves strict discipline and an attentive following of tried and tested methods; mistakes can be lethal.
  - ❖ The soul is faced with a personality which has very little inclination to submit itself to the rigorous demands of the magical process; R2 laziness is a problem; so is fear.
  - ❖ Soul must guide personality towards adopting a more rigorous, athletic tone, so the person is able to perform the sequence of arduous steps demanded by the process of manifestation.
- Both rays are rays of relationship, but R7 promotes the kind of relationship possible to those who perfectly play their part in an exactly organized whole;
  - ❖ Whereas R2 promotes relationships built around an unstructured personal intimacy.
  - ❖ The soul must impress upon the personality the beauty of corporate life and the value of well-structured cooperation in organized group work to manifest the Divine Plan.
- The personality's only recourse is to begin to act, responsibly, efficiently and on time.
  - ❖ It realizes that it must fall into line, shape-up, and make that extra, comfort-disrupting effort so that it may play its designated part in the Divine Plan appropriately.

# Integration Formulae for Rays 7 and 2: *Centralized Attentiveness*





*Orientation* is the Ray 7 formula; *Centralization* is the Ray 2 formula.

The composite effect for soul and personality integration is the detached and centered attitude of the outer man which complements the will of the inner man to orient himself towards the spiritual design which his soul intends to actualize.

# Ideal Expression of a R7 Soul and R2 Personality

- The urge to order, structure and restructure is expressed with tact and consideration.
  - ❖ The Plan is seen and understood, but it is implemented gently and slowly.
  - ❖ Realization of the intended design, in all exactitude, masters the attachments, fears, timidities and personal sensitivity which would keep it from being manifested.
  - ❖ The urge to work correctly overcomes a predilection for personal comfort.
  - ❖ An appreciation for the impersonal principles of law and proper codes of right action become more important than personal attractions and attachments.
  - ❖ Discipline and organized teamwork overcome the urge to personal comfort and ineffectual non-assertiveness.

# Ray 7 Soul, Ray 2 Personality Examples





It's a struggle between the Ray 7 Soul's need to understand, adhere to divine order ... counteracted by the Ray 3 Personality's urge to creatively arrange/disorder life's energies in any manner that serves personal self-interest.



- Adherence to cycles of spiritual order vs constant irregularities
- Right spiritual practice vs proud disregard for established rules/precedents
- Well-grounded spirituality vs futile intellectualism, overly theoretical, vague and impractical
- Strict conformity to the divine pattern vs too fluid adaptability, modifications that are untrue to the original intent
- Upright, spiritually upstanding vs shiftiness, deviousness, constant maneuvering for personal advantage

# Ray 7 Soul/Ray 3 Personality Integration

- It's the task of soul to influence personality towards right procedure and a strict regulation of its chaotic activity so that such activity conforms to the divinely intended pattern.
  - ❖ But the soul is faced with an imaginative and intellectual personality who knows no bounds.
  - ❖ If personality can conceive how something personally advantageous (illegal, unethical or inappropriate) can be accomplished, there are insufficient scruples to prevent the attempt.
  - ❖ Soul must impress on personality that just because something is do-able, it is not necessarily permissible. The Divine Pattern (even to the small extent that an individual human being can conceive it) is a very definite and specific thing; its outlines are clear.
- The personality, with its hyperactive mind, frequently distorts clarity/does not perform true to form.
  - ❖ Soul is faced with restricting the numerous options for action generated by personality, so its continuous side-tracking will no longer frustrate the expression of soul intent.
  - ❖ In general, soul seeks to teach personality to rid itself of spiritually obstructive irregularities—those thoughts and acts which deviate from divine intent.
  - ❖ It is the difficult task of the soul to bring personality to the point where its energy is consecrated to the manifestation of what is meant to be, not merely of that which is arbitrarily and irresponsibly conceived.
- Slowly personality resolves to curb excessive/deviant modifications of mind driving its behavior.
  - ❖ Fewer and truer thoughts and actions indicate the way of integration; the personality consecrates itself to the manifestation of the true design.
  - ❖ In short, it decides to work correctly, and get something done.

# Integration Formulae for Rays 7 and 3: *Still Orientation*



*Orientation* is the Ray 7 formula; *Stillness* is the Ray 3 formula. The composite effect for soul/personality integration is the stillness of the personal consciousness which enhances the orientation of the inner consciousness towards that Divine Design which it is the will of the soul to actualize.

# Ideal Expression of a R7 Soul and R3 Personality

- The urge to order, structure and restructure is expressed with adaptability and resourcefulness.
  - ❖ Order masters disorder; right procedure masters a fluidity and haphazardness.
  - ❖ Exact conformity to the design of the Plan, masters individually focused creativeness and manipulateness.
  - ❖ Creative, executive ability serves the fulfillment of extremely practical intentions.
  - ❖ Resourceful intelligence serves the exact execution of one's sensed place and function within the whole.
  - ❖ The need to express the idea perfectly in concrete form masters the tendency to rest content with just knowing about or discussing the idea.



# Ray 7 Soul, Ray 3 Personality Examples





It's a struggle between the Ray 7 Soul's need to manifest the divine design . . . counteracted by the Ray 4 Personality's desire to indulge in forms of tension-relieving but unstable behavior.



Well-regulated approach to spiritual living vs victim of unpredictability/inconsistency  
 Commands respect and serious consideration vs foolishness, erratic action make it difficult to take seriously  
 Great skill as an executive manager vs not well equipped for exertion of will in positions of control  
 Polite, smooth and frictionless execution of intentions vs interpersonal conflict triggered by changeable moods  
 Steady, rhythmic movement contribute to successes vs given to fits and starts

# Ray 7 Soul/Ray 4 Personality Integration

- It's the task of soul to stabilize personality, submitting it to the disciplines of divine law.
  - ❖ The soul seeks to impose a number of necessary controls upon this most unstable of personality types. Soul functions in a well-regulated manner, moving systematically from idea, through method to manifestation.
  - ❖ Personality consciousness, however, becomes the plaything of moods and fluctuating bio-psychic states, rendering tangible accomplishment very uncertain.
  - ❖ The soul must guide personality towards a respect for regularity and steadiness of rhythm.
- Soul has vision of a materialized spiritual synthesis—a smoothly functioning, organically perfected whole upon the physical plane.
  - ❖ It is this vision of *right relationship through exact arrangement* that the soul must present to the personality, so that the futility of uncontrolled stress, strain and friction can be seen.
  - ❖ Through continuous presentation of these visions, soul will succeed in subduing personality instabilities preventing proper manifestation in line with the Plan.
- Soul is the white magician, it needs a stable instrument to cooperate in the Great Work.
  - ❖ It's not easy for a R4 personality to become such an instrument, but, if the point of personal *balance* can be found, then what is manifested by the R7 soul through the R4 personality can be remarkable for its beauty.

# Integration Formulae for Rays 7 and 4: *Steadfast Orientation*




*Orientation* is the Ray 7 formula; *Steadfastness* is the Ray 4 formula. The composite effect for soul and personality integration is the steadfastness of the personal consciousness which enhances the orientation of the inner consciousness towards the Divine Design which it is the will of the soul to actualize.

# Ideal Expression of a R7 Soul and R4 Personality

- The urge to order, structure and restructure is expressed with understanding of how to maintain beauty and harmony in the intended final arrangement.
  - ❖ Stability and right procedure master personal instabilities.
  - ❖ Exact conformity to the Plan masters the urge to compromise or appease for the sake of personal peace and comfort.
  - ❖ The ability to compromise and seek equitable solutions aids the implementation or precipitation of the envisioned order.
  - ❖ Order is adorned with beauty.

# Ray 7 Soul, Ray 4 Personality Examples





It's a struggle between the Ray 7 Soul's need to create practical synthesis of ideas . . . counteracted by the Ray 5 Personality's desire to focus exclusively and separately on one or two small fragments within the whole, with no thought of how they can be synthesized.




Pronounce social grace and finesse vs socially naïve and nonmagnetic, lacking social graces  
Reliance on ritual as preferred means of manifesting the divine plan vs irreverent and harshly critical of ritual  
Great capacity for orchestrating practical synthesis vs over-reliance on analysis and narrow specializations  
Deep respect for nature's occult secrets vs bringing all to light whether appropriate or not (nothing is held sacred)  
Spiritualization of matter vs preoccupation with matter itself and blindness to the spirit within

# Ray 7 Soul/Ray 5 Personality Integration

- It's the task of soul to bring the specialized R5 personality to an understanding of/practical interaction with many *other* areas of specialization within the synthesis soul is attempting to create.
  - ❖ Soul has an ability to coordinate in a rhythmic/organic manner the many parts in any whole; personality prefers to go ever more deeply into the particularized understanding of some limited area of specialization.
  - ❖ Soul is frustrated because it tries to create links between the many parts, but the personality is quite satisfied to remain focused on technicalities and minutiae.
  - ❖ Soul must find a way to induce personality to enter willingly into a larger and more effective cooperation.
  - ❖ Soul seeks to inspire in personality a determination to apply what it knows in ways conforming to the Divine Design; in *cooperation* with many others whose specialized knowledge is *equally needed* if that which God intends is to be manifested.
- Eventually, what is discovered must be used to serve the greater good in a practical manner, thus contributing to the *integrity* of the whole.
  - ❖ The R7 soul is building a New World Order; personality can participate when it develops a sense of proportion, learning where its special interests really *fit* within that emerging Order.
- Eventually soul brings the personality to the point where it is willing to think in terms of how to contribute what it knows to improve the social structure of which it is a part.
  - ❖ In short, narrow personality interests expand to include the larger pattern.



# Integration Formulae for Rays 7 and 5: *Detached Orientation*




*Orientation* is the Ray 7 formula; *Detachment* is the Ray 5 formula. The composite effect for soul/personality integration is the detachment of the outer man from his exclusive concern with superficial, material phenomena—a detachment which enhances the orientation of the inner man towards the Divine Design which it is the will of the soul to actualize.

# Ideal Expression of a R7 Soul and R5 Personality

- The urge to order, structure and restructure is expressed with expert knowledge of all technical details involved in the expression.
  - ❖ Technology serves the implementation of the divine order and the manifestation of the Plan.
  - ❖ Right timing and the sense of fittingness and appropriateness master mere curiosity seeking.
  - ❖ Deep respect for custom, law, social convention and the social order master the sometimes irreverent desire to probe.
  - ❖ Positively, the welfare of the social order is seen to rest upon the edifice of scientific inquiry.
  - ❖ Exact knowledge serves the optimum structuring of civilization.
  - ❖ The renovation of the forms and patterns of human living is carried forth with the help of accurate understanding and common sense.

# Ray 7 Soul, Ray 5 Personality Examples





It's a struggle between the Ray 7 Soul's need to manifest new forms embodying the divine plan . . . counteracted by the Ray 6 Personality's desire to find one of many methods of escape into realms of the abstracted ideal.



Spiritual magic vs prayer to fulfill personal desires

Balanced spiritual practices vs personal extremeism, fanaticism, unnecessary asceticism

The dream becomes reality vs the dream remaining the impossible dream

Grounded spiritual idealism vs ungrounded wishful thinking

A paragon of worldly and spiritual discretion vs constant danger of excess and indiscretion

Powerful organizational abilities vs disruption of organizational harmony through overly-reactive emotional nature

# Ray 7 Soul/Ray 6 Personality Integration

- It's the task of the soul to ground the R6 personality. The soul has a great respect for the physical plane on its own terms; personality rarely sees the physical plane as it really is, and often has a strong distaste for concentrating, for any length of time, upon strictly physical plane issues.
  - ❖ Soul is faced with a personality far more at home on the emotional plane than in the tangible world.
  - ❖ The soul seeks to find ways for the personality to reduce its emotional intensity, so that a realistic appraisal can be made of the requirements demanded for effective manifestation.
  - ❖ Soul shows moderation and balance in all things, constructive action upon the physical plane results.
  - ❖ Moderation and balance are the very qualities which the soul must somehow impress upon an often immoderate, unbalanced, over-emphatic personality.
- The soul is intent upon creating a *New World Order*; the personality, however, is often still busy clinging to fragments of the old world, or seeking to escape from the world altogether.
  - ❖ Soul must induce personality to refocus its upward gazing consciousness *downward towards divinity* thus making possible a true appreciation of the spiritual value of our physical planet, and in general, of the plane of concrete manifestation.
- Bowing in humility to the limitations of time, and the unavoidable constraints of *things as they are*, personality more patiently begins to devote itself to the task of becoming a builder of the Great Temple.

# Integration Formulae for Rays 7 and 6: *Restrained Orientation*




*Orientation* is the Ray 7 formula; *Restraint* is the Ray 6 formula. The composite effect for soul and personality integration is the restraint of the outer man which enhances the spiritual orientation of the inner man towards the Divine Design which it is the will of his soul to manifest.

# Ideal Expression of a R7 Soul and R6 Personality

- The urge to order, structure, and re-structure is expressed as a one-pointed ideal.
  - ❖ Certain forms and patterns are promoted zealously and devotedly.
  - ❖ Sequential procedure masters enthusiastic impulse.
  - ❖ The sense of perfect timing masters the emotional disregard for proper rhythm.
  - ❖ The person becomes personally devoted to forms of organization/rules/protocols.
  - ❖ An almost mystical belief in the divine order is found.
  - ❖ The mastery of life in matter overcomes the evasion of life in matter (i.e., matter of the lowest plane).
  - ❖ Regulation masters passion.
  - ❖ One-pointed enthusiasm serves the detailed manifestation of the Plan.
  - ❖ The devoted member of an order; the devoted ritualist.

# Ray 7 Soul, Ray 6 Personality Examples







Red Square, Kremlin, St Basil's Cathedral, Moscow



Winter Palace, St Petersburg



Port of Vladivostok, on the Sea of Japan



Sky  
Above

Earth  
Below

Peace Within

This

is our

Happy Place

Everything

In Life  
Is About

Balance

